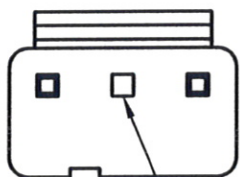


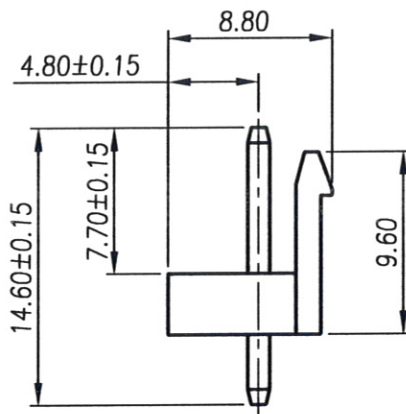
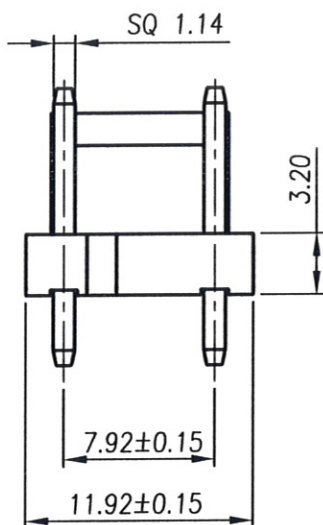


RoHS Compliant

REV	MODIFICATION	DATE	DRAW
A0	Release To Production	2009.10.08	Abel
A1	Release To ECN20130208	2013.03.07	Seven



Void Pin2



Specification

- 1.Current Rating:7A
- 2.Voltage Rating:250V AC/DC
- 3.Contact Resistance:10mΩ Max.
- 4.Insulation Resistance:1000MΩ Min. At DC 500V
- 5.Dielectric Withstanding Voltage:1500 VAC/Minute
- 6.Operating Temperature:-25℃~+85℃

Material:

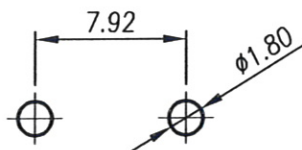
- 1.Housing:Thermoplastic UL94V-0
- 2.Contact Pin:Copper Alloy SQ Pin=1.14mm

Finish:



- 1.Housing:Natural
- 2.Contact Pin:Bright Tin Plated Over Ni

Part No.: AD02222 03 1 1 5 2

Number of Pin	03	Packing	5:Bag
Housing Material	1:NY66 UL94V-0 Natural	Plating	1:Bright Tin Plated Over Ni



RECOMMENDED PCB LAYOUT (Tolerance±0.10)

 金上達科技股份有限公司 GOLDENSUND TECHNOLOGY CO.,LTD					
TOLERANCE UNLESS OTHERWISE SPECIFIED		PROJ. 	TITLE: Wire To Board Wafer 3.96mm 180' DIP 3P Void Pin2		
.x± 0.35	x.'± 2'	APR. Jay 20130227	PART NO. AD02222031152	DWG NO. AD02222031152	
.xx± 0.25	.x'± 1'	CHK. Michelle 20130227	UNITS: mm	CUSTOMER DRAWING	
.xxx± 0.15	.xx'± 0.5'	DRA. Seven 20130227	SIZE: A4	SCALE 2.5:1	SHEET 1 / 1 REV A1 V