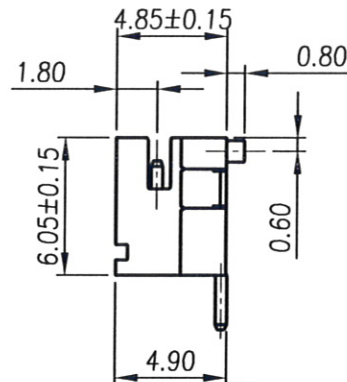
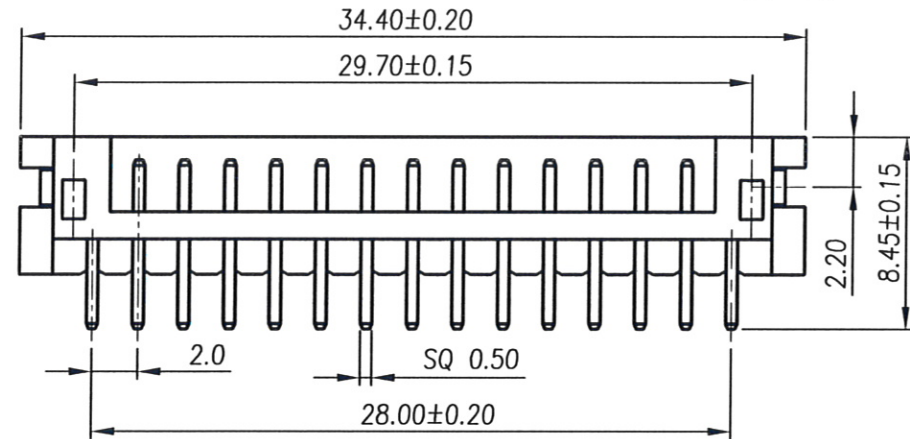
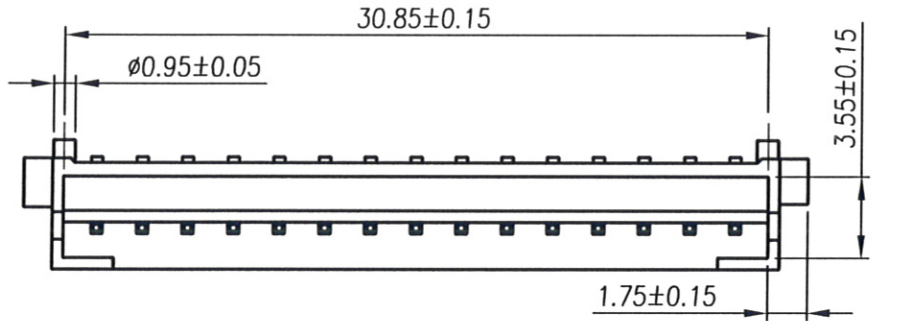


RoHS Compliant



REV	MODIFICATION	DATE	DRAW
A0	Release To Production	2009.02.19	Abel
A1	Release To ECN20130304	2013.03.20	Seven



Specification

- 1.Current Rating:2A AC/DC
- 2.Voltage Rating:125V AC/DC
- 3.Contact Resistance:20mΩ Max.
- 4.Insulation Resistance:1000MΩ Min.
- 5.Withstand Voltage:500V AC/Minute
- 6.Operating Temperature:-40°C~+85°C

Material:

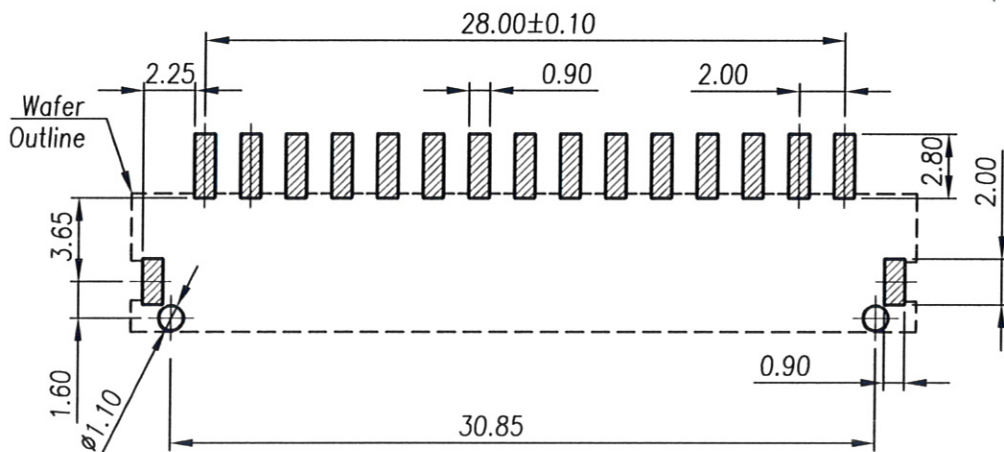
- 1.Housing:Temp. Thermoplastic UL94V-0
- 2.Contact:Copper Alloy SQ. Pin=0.5mm

Finish:

- 1.Housing:White
- 2.Contact:Bright Tin Plated

Part No.: AS06511 15 3 1 1 1

Number of Pin 15
 Housing Material 3:PA46 UL94V-0 White
 Packing 1:T&R
 Plating 1:Bright Tin Plated Over Nickel



Recommended PCB Layout
(Tolerance±0.05)

		<h2>金上達科技股份有限公司</h2> <p>GOLDENSUND TECHNOLOGY CO.,LTD</p>			
		<p>TITLE: Wire To Board Wafer 2.00mm 90° SMT</p>			
<p>TOLERANCE UNLESS OTHERWISE SPECIFIED</p>		<p>PROJ. </p>		<p>PART NO. AS06511153111</p>	
<p>.x± 0.35 x.'± 2'</p>		<p>APR. Joy 20130320</p>		<p>DWG NO. AS06511153111</p>	
<p>.xx± 0.25 .x'± 1'</p>		<p>CHK. Michelle 20130320</p>		<p>UNITS: mm CUSTOMER DRAWING</p>	
<p>.xxx± 0.15 .xx'± 0.5'</p>		<p>DRA. Seven 20130320</p>			
		<p>SIZE: A4</p>		<p>SCALE 3:1</p>	
		<p>SHEET 1 / 1</p>		<p>REV A1 V</p>	