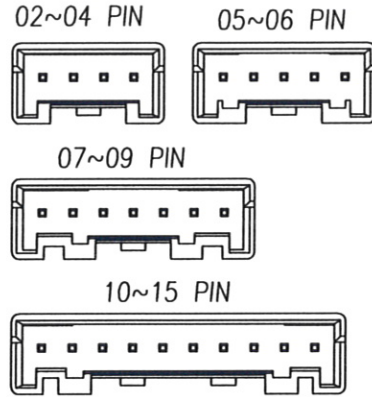
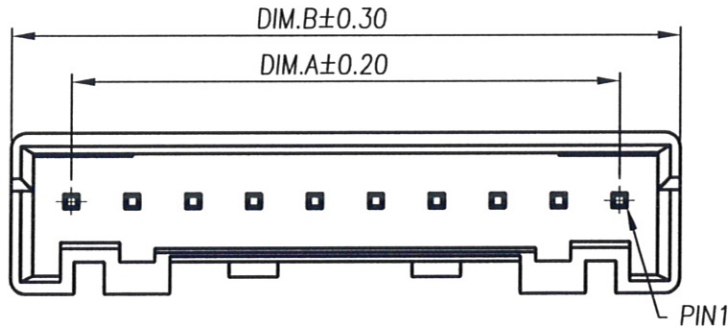


RoHS Compliant



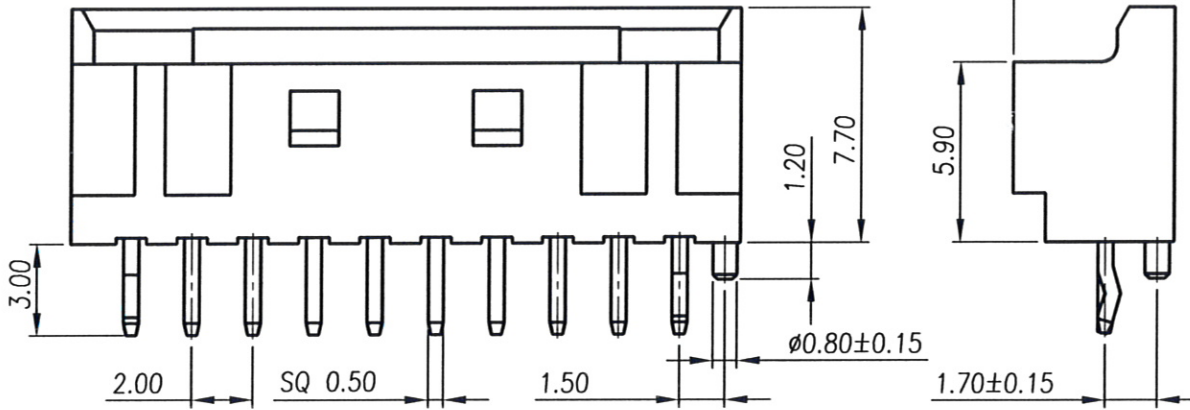
REV	MODIFICATION	DATE	DRAW
A0	Release To Production	2009.02.12	Abel
A1	Release To ECN20110413	2011.04.27	Seven
A2	Release To ECN20130304	2013.03.20	Seven

A



B

C



Specification

- 1.Current Rating:3A AC/DC(Max) AWG#22
- 2.Voltage Rating:250V AC/DC
- 3.Contact Resistance:20mΩ Max.
- 4.Insulation Resistance:1000MΩ Min.
- 5.Withstand Voltage:800V AC/Minute
- 6.Operating Temperature:-25°C~+85°C

Material:

- 1.Housing:Thermoplastic UL94V-0
- 2.Contact:Copper Alloy SQ. Pin=0.5mm

Finish:

- 1.Housing: Natural
- 2.Contact: See P/N Option

Part No.: AD06402 XX S X 5 2

Number of Pin 02~15 Packing 5:Bag

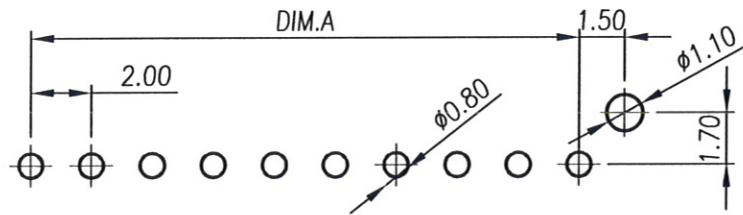
Housing Material S:PBT UL94V-0 Natural Plating

- 3:Gold Flash Over Nickel
- 4:Bright Tin Plated Over Nickel With Kink



E

F



Recommended PCB Layout

(Tolerance±0.05)

PIN	DIM.A	DIM.B	PIN	DIM.A	DIM.B	PIN	DIM.A	DIM.B
02	2.00	6.00	07	12.00	16.00	12	22.00	26.00
03	4.00	8.00	08	14.00	18.00	13	24.00	28.00
04	6.00	10.00	09	16.00	20.00	14	26.00	30.00
05	8.00	12.00	10	18.00	22.00	15	28.00	32.00
06	10.00	14.00	11	20.00	24.00			



金上達科技股份有限公司

GOLDENSUND TECHNOLOGY CO.,LTD

TOLERANCE UNLESS OTHERWISE SPECIFIED		PROJ.	TITLE: Wire To Board Wafer 2.00mm 180° DIP			
.x± 0.35	x.'± 2'	APR. Jay 20130320	PART NO. AD06402XXSX52		DWG NO. AD06402XXSX52	
.xx± 0.25	.x'± 1'	CHK. Michelle 20130320	UNITS: mm	CUSTOMER DRAWING		
.xxx± 0.15	.xx'± 0.5'	DRA. Seven 20130320	SIZE: A4	SCALE 4:1	SHEET 1 / 1 REV A2 V	

1

2

3

4

5

6

7

8

A

B

C

D

E

F