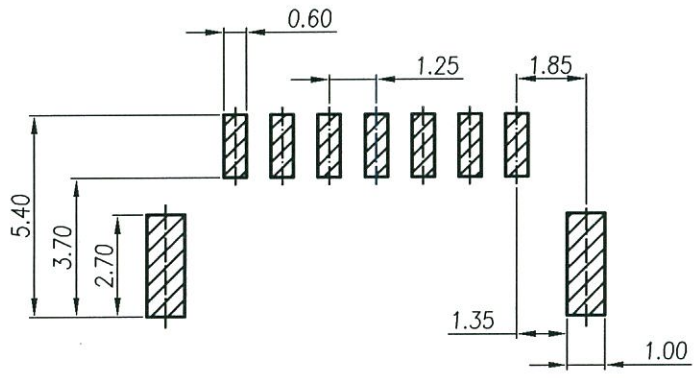


RoHS Compliant

REV	MODIFICATION	DATE	DRAW
A0	Refer to MA20170502	20170531	Abel



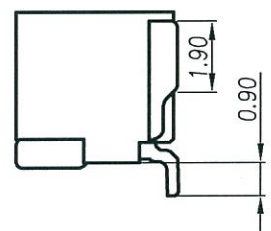
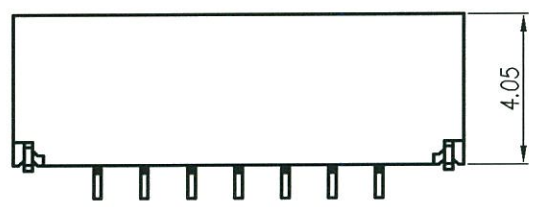
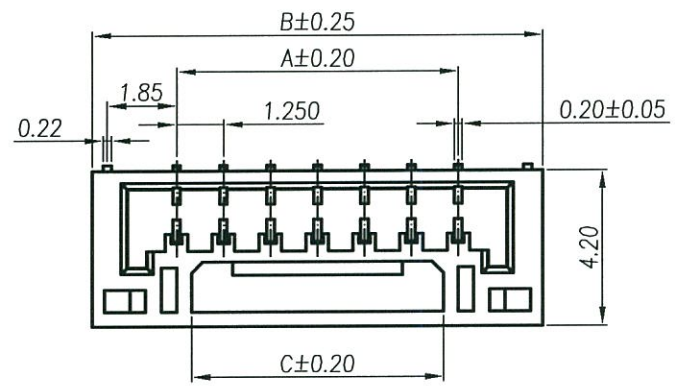
RECOMMENDED P.C.B LAYOUT

Specification
 1.Current Rating:1A AC/DC
 2.Voltage Rating:50V AC/DC
 3.Contact Resistance:30mΩ Max.
 4.Insulation Resistance:100MΩ Min.
 5.Withstand Voltage:AC500V/Minute
 6.Operating Temperature:-25°C~+85°C

Material:
 1.Housing:Thermoplastic UL94V-0
 2.Contact Pin:Copper Alloy T=0.20mm
 3.Tab:Copper Alloy T=0.22mm
 Finish:
 1.Housing:Natural
 2.Contact Pin:Tin Plated
 3.Tab:Tin Plated

Part No.:AS09701 XX 5 B 0 V
 No. Of Pin 02~10 Packing 0:T&R With Cap
 Housing Material 5:PA6T UL94V-0 Natural Plating B:Matte Tin Plated

PIN	DIMENSIONS		
	A	B	C
02	1.25	5.75	2.20
03	2.50	7.00	3.30
04	3.75	8.25	4.55
05	5.00	9.50	4.55
06	6.25	10.75	6.55
07	7.50	12.00	6.55
08	8.75	13.25	6.55
09	10.00	14.50	6.55
10	11.25	15.75	8.55



金上達科技股份有限公司
GOLDENSUNDA TECHNOLOGY CO.,LTD

TOLERANCE UNLESS OTHERWISE SPECIFIED		PROJ.	TITLE: Wire To Board Wafer 1.25mm 90D SMT Single Row	
.x± 0.35	.x*± 2'	APR. Jefferson 20170531	PART NO. AS09701XX5B0V	DWG NO. AS09701XX5B0V
.xx± 0.25	.x*± 1'	CHK.	UNITS: mm	CUSTOMER DRAWING
.xxx± 0.15	.xx*± 0.5'	DRA. Abel 20170531	SIZE: A4	SCALE FREE SHEET 1 / 1 REV A0 V