



A

B

C

D

E

F

1 2 3 4 5 6 7 8

REV	MODIFICATION	DATE	DRAW
A0	Release To FAI20110277	2011.03.04	Ivy
A1	Releas To ECN20130506	2013.05.29	Michelle

A

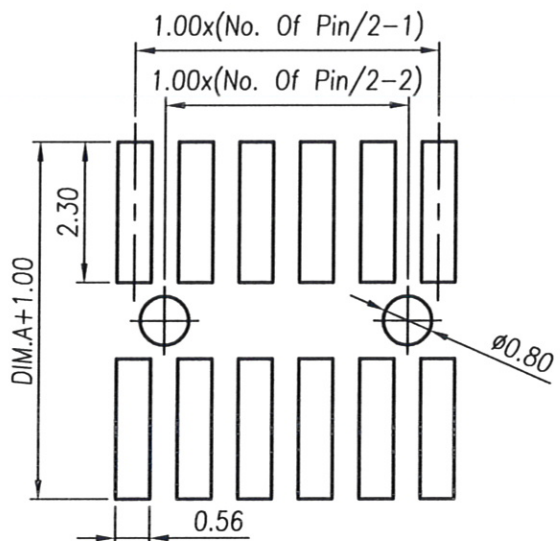
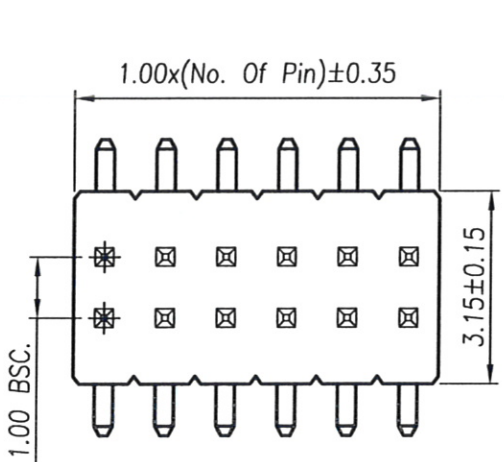
B

C

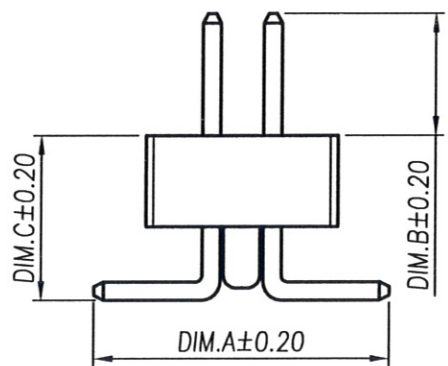
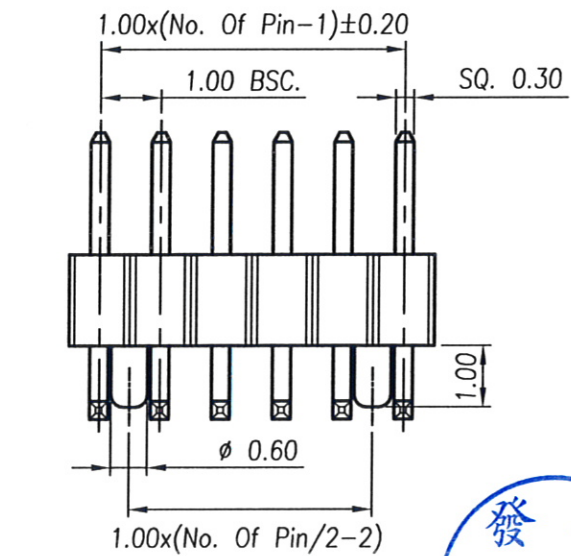
D

E

F



RECOMMENDED PCB LAYOUT
(TOLERANCE:±0.05)

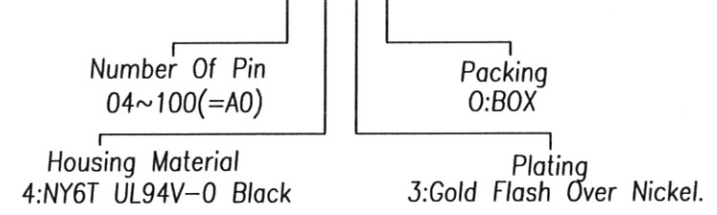


Specification
 1.Current Rating:1A AC/DC
 2.Contact Resistance:20mΩ Max.
 3.Insulation Resistance:5000MΩ Min.
 4.Dielectric Withstanding Voltage:1000 VAC/Minute
 5.Operating Temperature:-55°C~+105°C

Material:
 1.Housing:High Temperature Thermoplastic UL94V-0
 2.Contact Pin:Copper Alloy SQ. Pin 0.30mm

Finish:
 1.Housing: Black
 2.Contact Pin:Gold Flash Over Nickel.

Part No.: ES031C5 XX 4 3 0 P



P/N	DIM.A	DIM.B	DIM.C
ES031C5XX430P	4.85	2.00	2.70

RoHS Compliant



金上達科技股份有限公司
GOLDENSUNDA TECHNOLOGY CO.,LTD

TOLERANCE UNLESS OTHERWISE SPECIFIED		PROJ.	TITLE: Pin Header 1.00mm 180° H=1.50 SMT Dual Row	
.x± 0.35	.x'± 2'	APR. Jay 20130529	PART NO. ES031C5XX430P	DWG NO. ES031C5XX430P
.xx± 0.25	.x'± 1'	CHK. Seven 20130529	UNITS: mm	CUSTOMER DRAWING
.xxx± 0.15	.xx'± 0.5'	DRAW. Michelle 20130529	SIZE: A4	SCALE 8:1 SHEET 1 / 1 REV A1 V

1 2 3 4 5 6 7 8